

# UK Conference and Meeting Survey York 2017

730,000 delegates  
-26% vs 2016

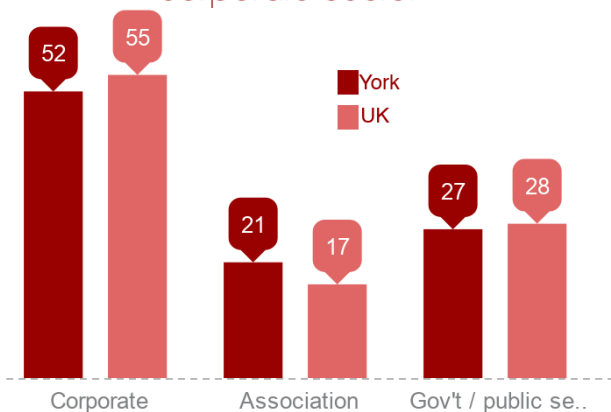
Of which, 4,700 are  
accompanying partners



£124.4m delegate spend  
-12% vs 2016

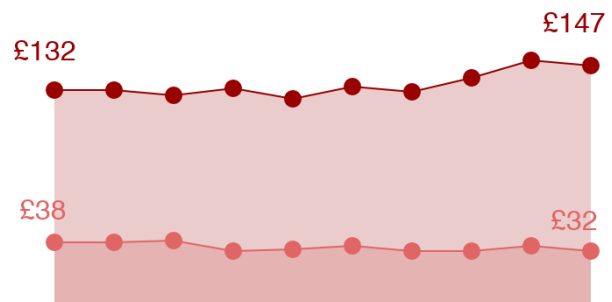
Of which, £2.6m is leisure  
extension spend

73% of York's events were organised by the association and corporate sectors, with the majority of these booked by the corporate sector



Nationally the proportion of bookings by sector is skewed towards the corporate and public sectors, with a lower proportion of bookings from associations

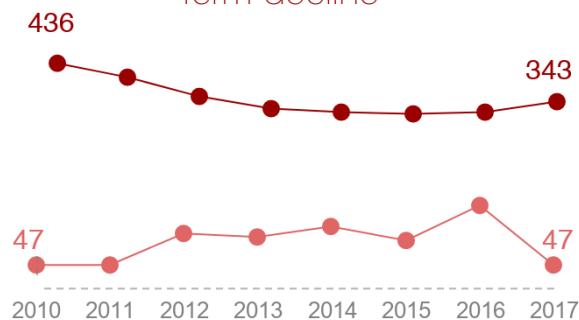
Ave DDR = £32  
Ave 24 hr DR = £147



24 hr rates in York are slightly down on the peak achieved in 2016, but still the second highest rate seen in the city in the last decade and 10% above the national average

Daily delegate rates in York returned to the level seen in 2015 and 2014, at £32

There has been a recent increase in the number of events per year after a longer term decline



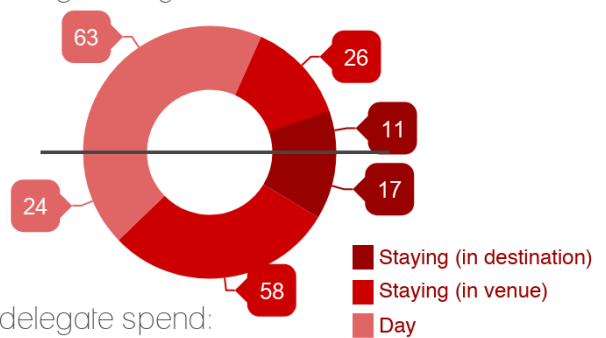
However the number of delegates per event has dropped by more than a quarter, from its peak last year

This is the main reason for the overall drop in total delegate days and spend since 2016


37% of events in York are residential, involving a stay in either the venue or destination

Ave length of stay was 1.9 days for those events involving a stay in venue and 1.5 days overall (as in 2016)

% of delegate days:



% of delegate spend:



Source: UK Conference and Meetings Survey, York, 2017  
By RJS Associates Ltd

Report prepared by Zoe Rawson MMRS, Senior Research and Insight Executive,  
Make It York, zoe.rawson@makeityork.com 01904 554459

VisitYork  
4 meetings  
visityork4meetings.com

A PART OF

MakeItYork